



The HIPPY Curriculum Supplement

Early Childhood Team at CARD





Description

- The purpose of the training is to give HIPPY home visitors the information they need to direct parents in the use of The HIPPY Curriculum Supplement.

What is the HIPPY Curriculum Supplement?

The HIPPY Curriculum
Supplement
*For Youngsters Needing
Additional Communication Support*

Year 1



Weeks
1-10



Criteria

- Who is eligible to receive The HIPPY Curriculum Supplement?
 - Children falling within the black zone on the ASQ in the communication category

1. **SCORE AND TRANSFER TOTALS TO CHART BELOW:** See ASQ-3 User's Guide for details, including how to adjust scores if item responses are missing. Score each item (YES = 10, SOMETIMES = 5, NOT YET = 0). Add item scores, and record each area total. In the chart below, transfer the total scores, and fill in the circles corresponding with the total scores.

Area	Cutoff	Total Score	0	5	10	15	20	25	30	35	40	45	50	55	60
Communication	13.06		●	●	●	●	●	●	○	○	○	○	○	○	○
Gross Motor	37.38		●	●	●	●	●	●	●	●	●	○	○	○	○
Fine Motor	34.32		●	●	●	●	●	●	●	○	○	○	○	○	○
Problem Solving	25.74		●	●	●	●	●	●	○	○	○	○	○	○	○
Personal-Social	27.19		●	●	●	●	●	●	○	○	○	○	○	○	○



Fidelity of Implementation

- What it means:
 - Fidelity of Implementation is the degree to which a program is delivered as intended.
- Why is it important?
 - Without it we can not know if our program works, how our program works, or why our program works.



How to use the Supplements

- Each page lists the matching page and “What to Do” item number from the *HIPPY Curriculum*.

YEAR 1: WEEK 1

Activity 1: Literacy, Where's Spot?

Literacy

What your child will learn from this activity

This is the first time you will share this book with your child. Children learn many things when you read books to them.

- Your child will enjoy spending time with you.
- Your child will learn about what books are and how to use them.
- Your child will learn listening skills.
- Looking at pictures, listening to you read the book and talking about it will help your child learn new words and ideas.

You will need

- The book *Where's Spot?* by Eric Hill
- Activity Sheet 1
- Crayons

What to do

1. (Find a comfortable spot and choose a good time to share the book.)
Look at the picture on the cover of this book. Can you tell me what you think this book is about from the picture?
(Accept your child's answers.)

This book is about a dog named Spot. He is hiding.
(Point to the title.) The book is called, *Where's Spot?*
(Point to the author's name.) Eric Hill is the author. He wrote the story. He also drew the pictures in the story.

2. (Open to page 1 and point to the dog and say:)
This is Sally. She is looking for Spot.
(Read and point to the names on the food bowls on page 1 out loud.)
Sally. Spot.

Year 1: Week 1

Page 2 • What to Do 1

Activity 1: Literacy
HIPPY Pages 2-5

Point to what you think this book is about from the picture.

clown

storm

dog

2

ALL RIGHTS RESERVED © 2014 YISSUM RESEARCH DEVELOPMENT COMPANY OF THE HEBREW UNIVERSITY OF JERUSALEM LTD.

HIPPY Curriculum Supplement

© Center for Autism & Related Disabilities at UTP



“Look at the picture on the cover of this book. Can you tell me what you think this book is about from the picture?”

“Point to what you think this book is about from the picture”



- **Directions/Instruction**

- Read the **statement in bold** out loud to your child. Additional instructions are in (parenthesis).

- **Pictures.**



- Have your child point to the picture to provide his or her response.

Year 1: Week 1

Activity 5: Language
HIPPY Pages 11-12

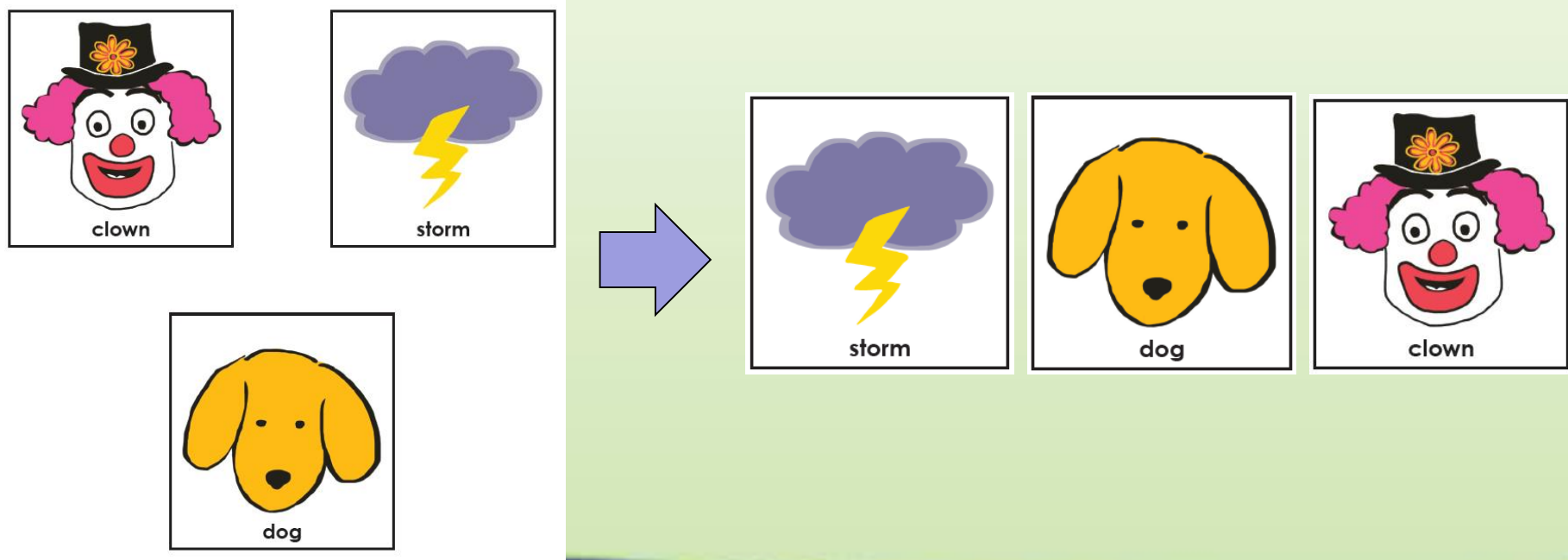
Page 16 • Things to Think About and Do

(Use for 'place where you sleep' question.)
Point to where you think Spot is.



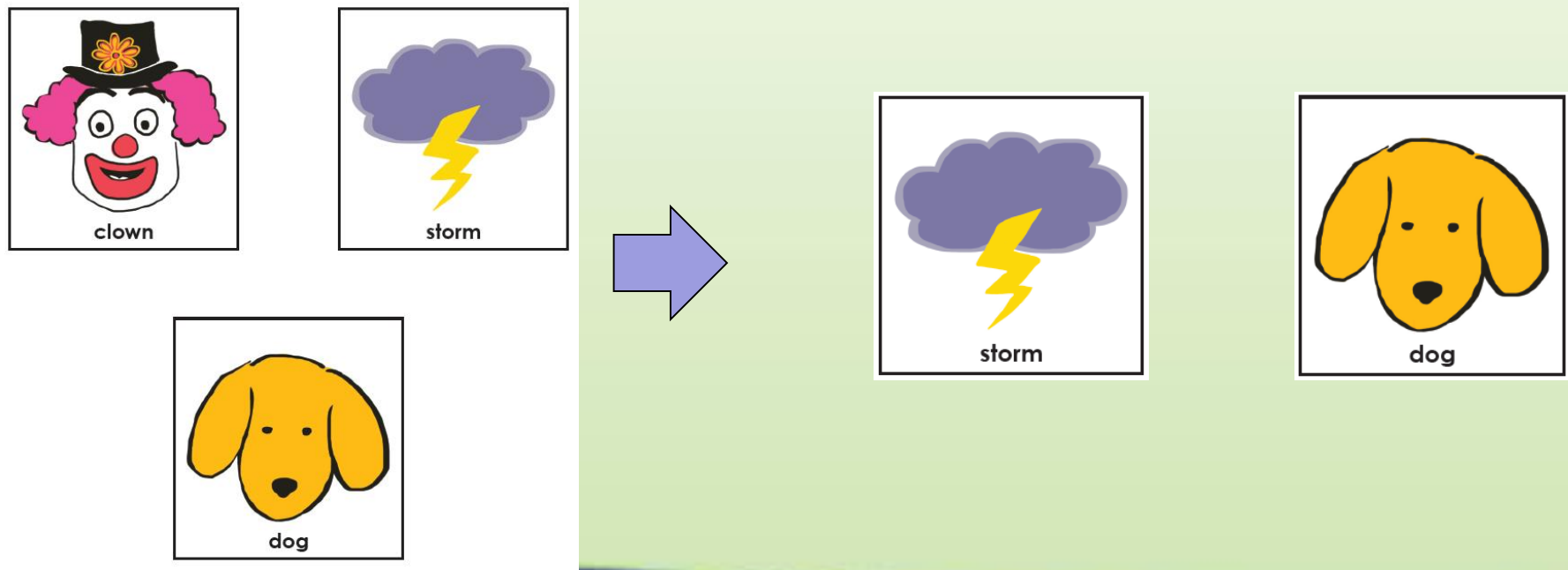


- **Cut out pictures and rearrange to verify correct response.**
 - Pictures can be saved and used as flash cards later.





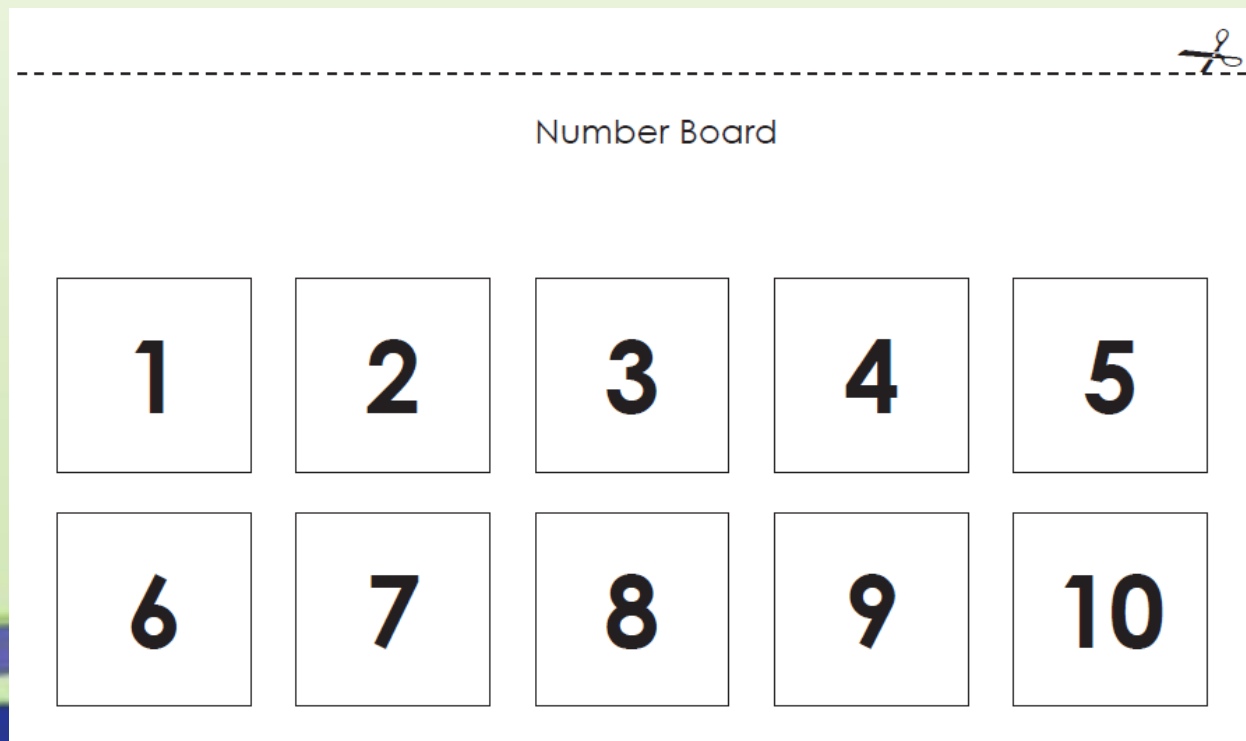
- **Remove excess pictures as necessary.**
 - Special interests can be distracting
 - Three cards may be too much





- **Numbers.**


-For any responses needing number answers, use the number board in the back of the booklet. Have him or her point to the number.





- **Yes/No**

- For any responses needing yes/no answers, use the **YES/NO board in the back of the booklet**. Have him or her point to the “Yes” or “No” buttons.





Questions?

Please contact us at

University Of South Florida
Center for Autism & Related Disabilities

(813) 974-2532

1-800-333-4530

<http://card-usf.fmhi.usf.edu>

<http://www.florida-card.org/>