




Visiting Wallaby Walkabout

Sensory Key




There are lots of things to see here. It might be bright or hurt my eyes in places where I see this. I can wear sunglasses or cover my eyes.



There are lots of things to hear here. It might be loud in places where I see this. I can wear headphones or cover my ears if it gets too loud.



When I see this there will be things I can taste here. I do not have to put anything in my mouth if I do not want to.



There might be a strong smell in places where I see this. I can hold my nose or cover my nose with something that smells good.




There are lots of things to touch here. There might be things that I feel uncomfortable touching when I see this. I do not have to touch anything that I do not want to.

We are going to visit Wallaby Walkabout



Wallaby Walkabout is in Wallaroo Station. We can get there by following the map and signs. In Wallaby Walkabout, we will get to see the wallabies.

When we get to Wallaby Walkabout, we will go to the door with the “entrance” sign on it. There will be an employee there to help us. They will tell us if we can open the door or if we have to wait.





When we open the door, we will see a second door. We can only have one door open at a time. This keeps the wallabies safe in their habitat. We will wait for the first door to close before we open the second door.

We will turn right on the path. There may be wallabies on the path. This is okay. We will use our eyes to look and wait for the wallabies to cross. I will keep my hands to myself. I will not touch the wallabies.




The wallabies won't hurt me. They might make surprising movements, but it will be okay.



The wallabies could be in any part of their habitat. Sometimes they will be hiding and other times they will be out in the open. The wallabies are free to move around their habitat. If I see them move and get nervous, I can always take a step back.



I can stop and watch the wallabies.



When we are finished looking at the wallabies, we will walk to the door with the “exit” sign on it. There will be an employee there to help us. They will tell us if we can open the door or if we have to wait.





When we open the door, we will see a second door. We can only have one door open at a time. This keeps the wallabies safe in their habitat. We will wait for the first door to close before we open the second door. We will continue our visit at ZooTampa at Lowry Park.

ZooTampa at Lowry Park has teamed up with the Center For Autism & Related Disabilities at the University of South Florida to provide support and assistance with the goal of optimizing the potential of people with autism and related disabilities. Please utilize the resources provided to properly plan for your visit to ZooTampa at Lowry Park.

