

VISITING THE JAMES MUSEUM

For families of children with developmental differences

THE JAMES MUSEUM OF WESTERN & WILDLIFE ART



Notes to Caregivers

Visitors are encouraged to call in advance for any questions or concerns about their visit.


- Tuesday nights are typically the most crowded/busy and will be more overwhelming to the sensory system than any other time.
- Distract Paks are available by request at the admissions desk.
- Galleries are low sensory, but due to the delicate and expensive nature of the collection, the expectation is that there is no touching of art and patrons are to stand an arm's length away from each piece.
- Restrooms are available on the 1st floor (near the café) and on the 2nd floor.
- 1st floor has a family-friendly option
- Visitors can bring snacks to eat in the café but no food allowed in the galleries.
- There are lockers available to store purses, lunchboxes, etc.
- If you decide to visit the Jewel Box, please be aware that if the glass is disturbed it may result in loud alarms going off. Please keep your loved one away from the glass in this room.



Today we are going to the James Museum of Western & Wildlife Art!
When we are in the museum we will not be able to touch the art.


There is a statue and a bench outside that I can touch to see what it feels like before we go in.





When we enter the building we will be in the arroyo (main lobby). We will be greeted by a security guard. If I have a bag, he or she will have to look inside. After the security guard checks our bags we will go to the counter to get our tickets.






I will get a bracelet to wear while I am in the museum. If the bracelet feels too uncomfortable on my wrist, I can ask to have it placed elsewhere, like on my belt loop.



When we leave the arroyo we will go up the stairs or the elevator to the galleries on the second floor. We will pass a cool water feature that looks like stairs, but it is not for climbing or touching.




When we enter the galleries we will have to be library quiet (voice levels 0, 1 or 2). We will not be allowed to touch anything and we will have to stay an arms length away from the art. There will be staff members dressed in black with name tags and radios. I can ask them if I have any questions if I get lost, or if I need to use the quiet room.

VOICE LEVELS

0	No Talking
1	Whisper Voice
2	Quiet Voice
3	Strong Speaking
4	Outside Voice





As we go through the museum there will be benches to sit on if I get tired. There will also be rest rooms if I need to use the bathroom and water fountains if I get thirsty. There is also a room where we can sit and watch a movie if I want to take a break from walking. I may not be able to finish the movie and that is okay. I will leave the room with the people I'm with.




There will be several galleries to explore. I will remember to walk and stay with the person or people I came with. Most of the art we will see is about western culture. Some of the art may be scary or sad. If I want to move to another space I can tell the person or people I am with.





There is so much to see at the James Museum. When we are finished we will leave the same way we came in. There will be a gift shop and a café there. We may or may not be able to visit the gift shop or café today and that's okay. If we can't go today, maybe we can go next time.



Written by

University of South Florida
Center for Autism and Related
Disabilities

1-800-333-4530

813-974-2532

<http://card-usf.fmhi.usf.edu>

Photo Credit

Paul Rivera

Todd Bates

Frances Rachungel

