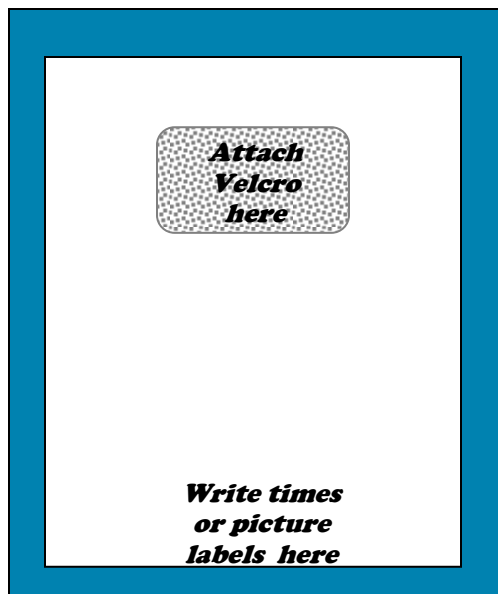


Constructing Visual Supports for Toileting Activities



In the “Toilet Training for Young Children with Autism” tutorial, you saw several examples of visual supports that can be created to promote successful training activities. These included a toileting schedule, a toileting routine sequence, a first, then card and a toileting routine card that highlights an earned reward. Each of these visual support involves the use of attached pictures that can be removed or manipulated.


The pages of this file provided the components you will need to create any of these visual supports. To do so, you will need to following materials:

- *Cardstock or heavy printer paper*
- *Laminating materials*
- *Scissors*
- *Velcro*
- *water based marker*


Page 2 of this file is a large blue card with 8 white picture locations on it. Use this card as the back for toileting schedules, toileting routine sequences, or cards that indicate a reward at the end of the toileting routine. Page 3 provides a smaller card that serves as the back of a first, then card.

Whatever visual support you are creating, be sure to laminate it first and attach a small piece of Velcro to each picture location, as indicated in the illustration above.


A bank of pictures are also provided that can be chosen for the specific support you are creating. You will not need all of these pictures for any of the supports. You may also use other pictures, drawings, photos or symbols that the child may already understand.



First,




Then





Use bathroom



Use bathroom



Use bathroom



Use bathroom



Use bathroom



Use bathroom



Use bathroom



Use bathroom



Use bathroom



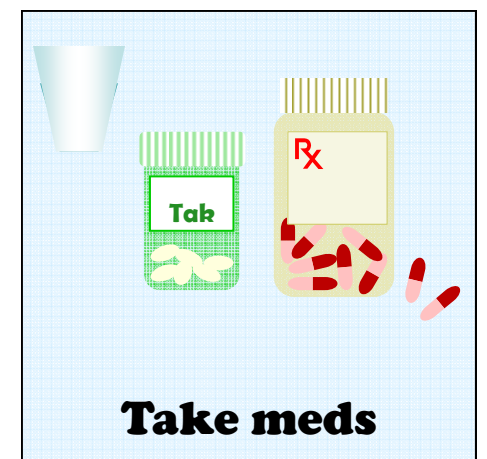
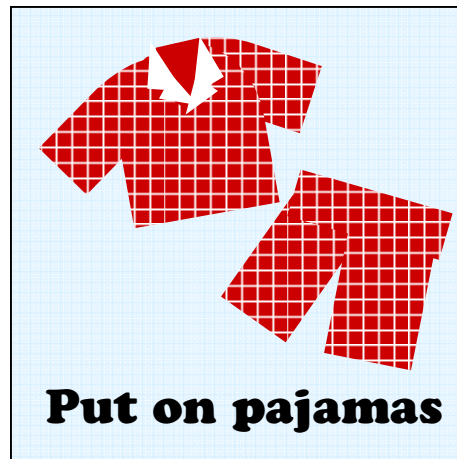

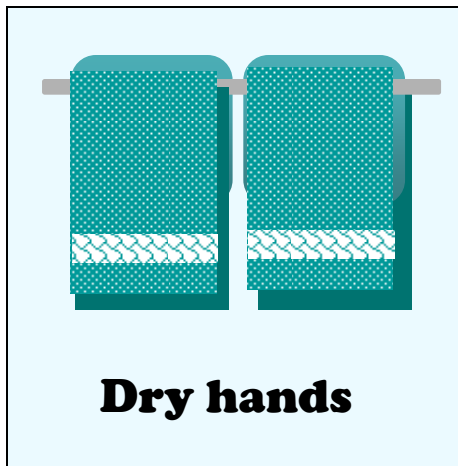

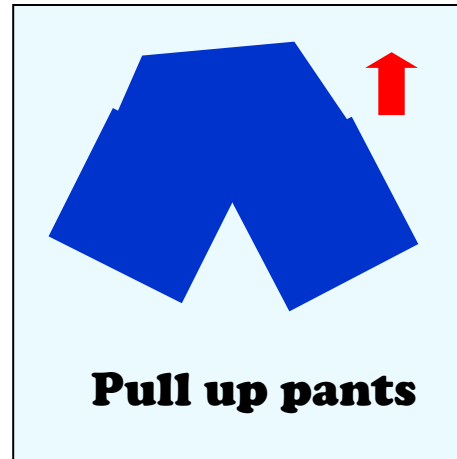
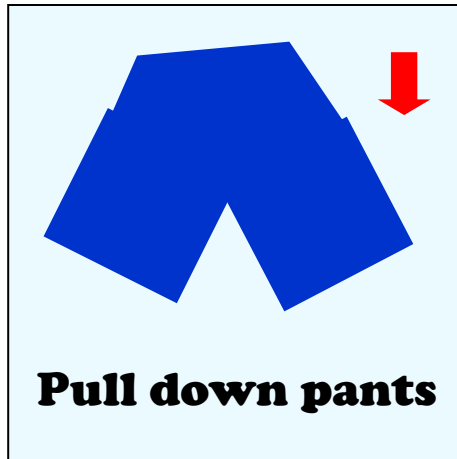
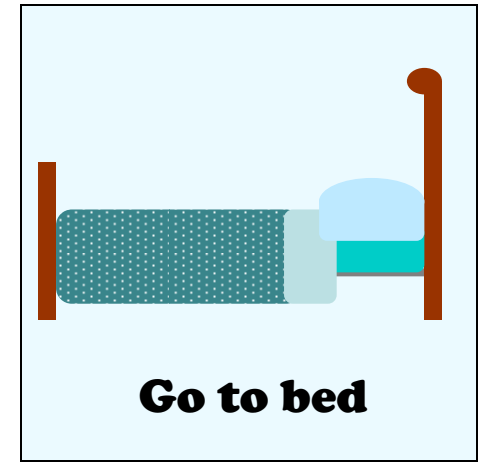
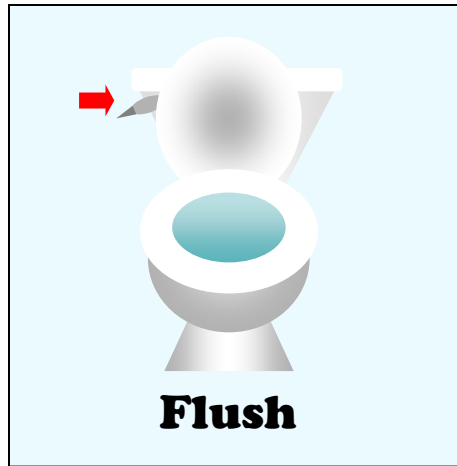
Use bathroom



Use bathroom




Use bathroom






Eat breakfast



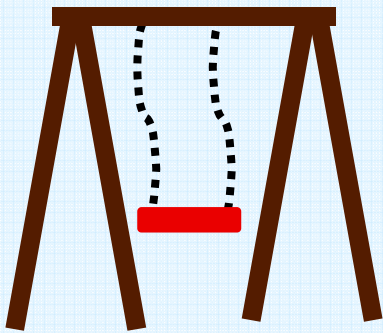
Eat lunch




Eat a snack



Eat dinner



Play outside



Go to church



Go to school




Watch TV



$2+8 = 10$
 $7+6 = 13$
 $5+4 = 9$
 $9+4 = 13$



Do homework



Use the computer



Draw a picture