



## Practice “reach supervision”






Where you are only an arm’s length away from the child.

Teach and practice water safety.

Assess your child’s risk for wandering and drowning risks.

Request and implement strategies to prevent wandering and drowning.

## Safely Catch a Wave

-  Wear bright swimsuit colors
-  Take the Water Guardian Promise
-  Close & constant supervision
-  Cut out distractions
-  Cpr certified

## Hands Only CPR Steps

1. Check the patient’s responsiveness
2. Check their breathing and pulse
3. Call 911
4. Administer chest compressions
5. Recheck breathing and pulse

## Take the Water Guardian Promise

“I promise ....

I **WILL** provide close and Constant Supervision

I **WILL** cut out distractions

I **WILL** learn CPR and the signs of drowning

I pledge to be **ON DUTY** until relieved by another adult.”

813-974-2532 | [usf.to/CARDautismsafety](http://usf.to/CARDautismsafety)